

Екотех Инженеринг

София

бул .Добринова скала №42

e-mail. info@ecotech-eng.com

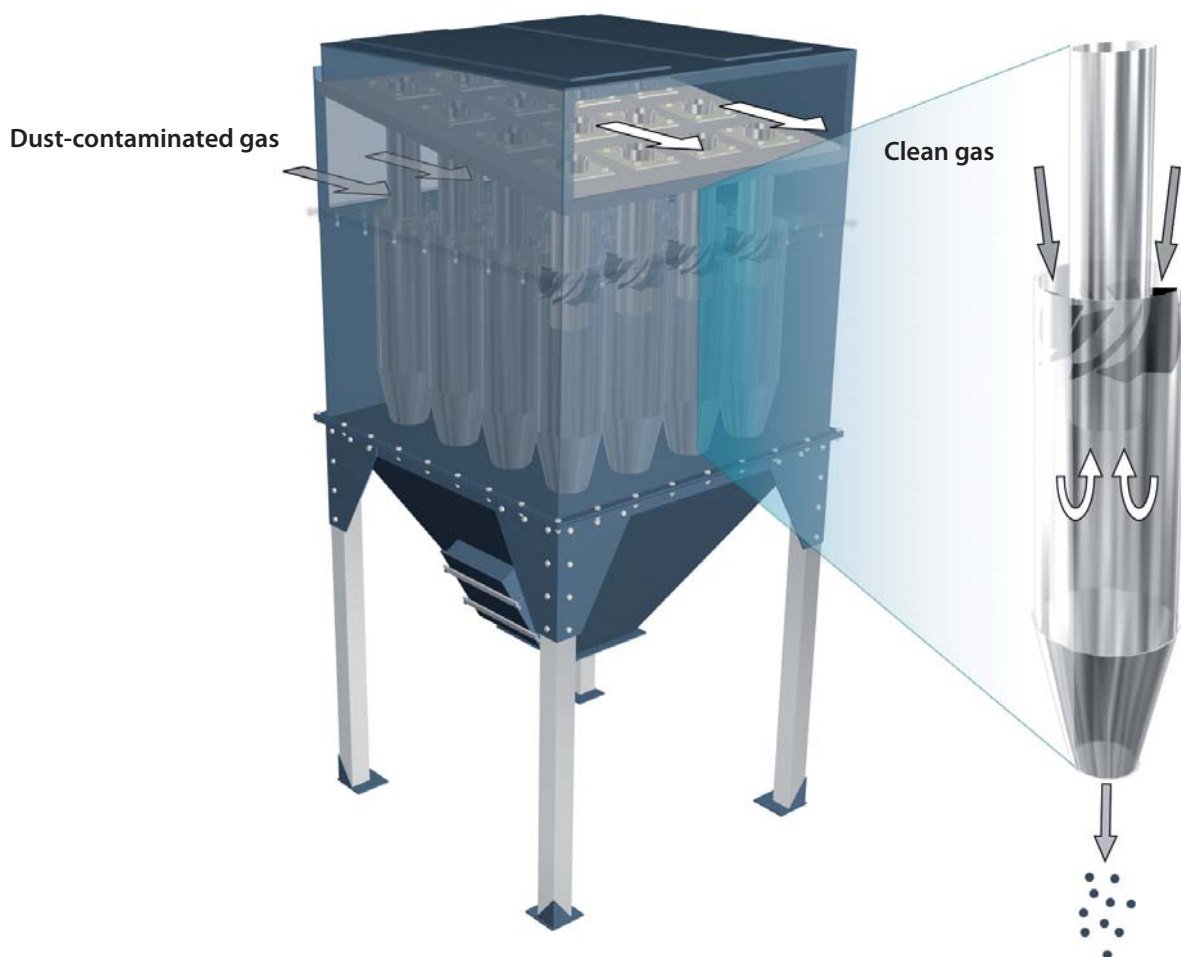
0877 77 20 45

0877 77 20 85



Мулти циклонна група

Принципна схема Principal Sketch

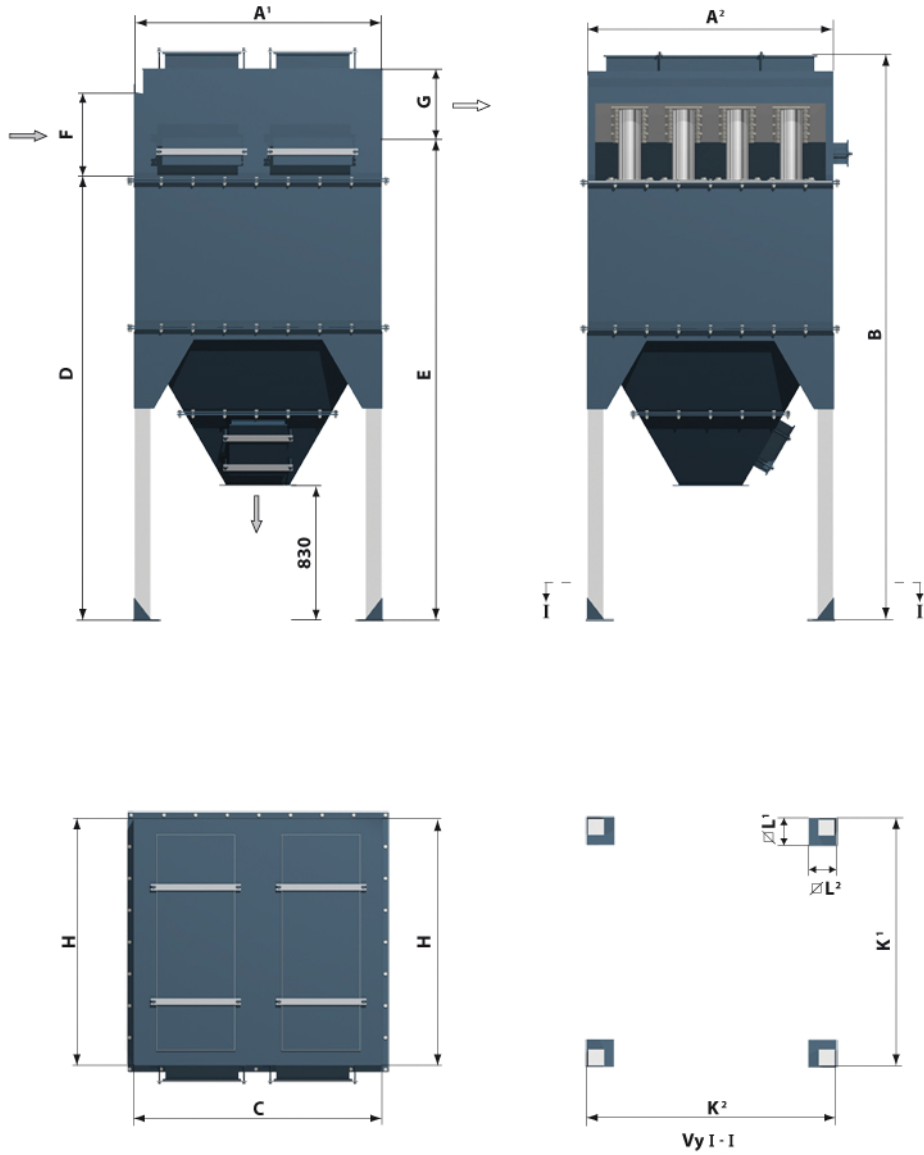


Technical Data

Size	Number of modules		Maximum gas flow m ³ /h		Weight with max. no. of modules kg
	min.	max.	Hard-tearing dust	Non-tearing dust	
MCA - 1	1	4	2.800	4.200	420
MCA - 2	5	9	6.300	9.450	790
MCA - 3	10	16	11.200	16.800	1320
MCA - 4	17	25	17.500	26.250	2340
MCA - 5	26	36	25.200	37.800	3000
MCA - 6	37	48	33.600	50.400	4200
MCA - 7	49	60	42.000	63.000	5000

Specification: MCA - size - qty cyclones (eg MCA-3/16)

Measures

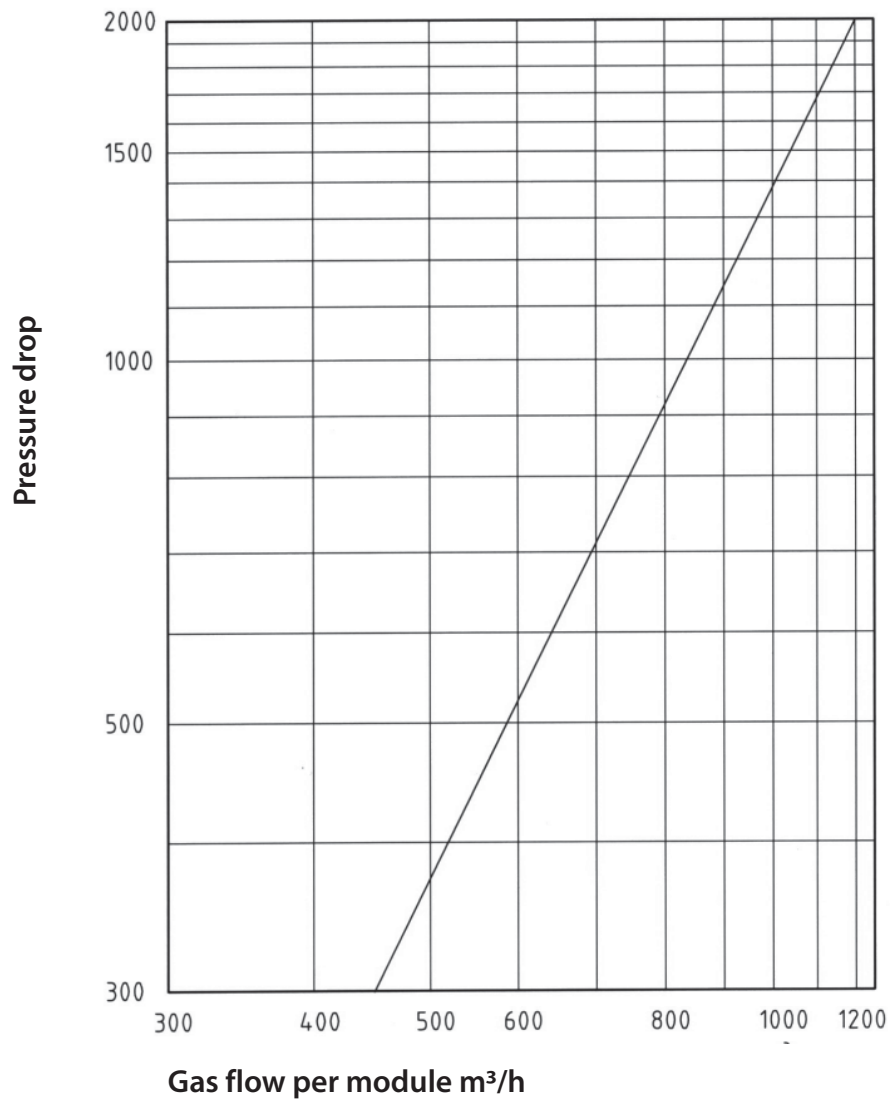


After assembly the foot plates must be cast into foundation construction (not included in delivery)

Size	A ¹	A ²	B	C	D	E	F	G	H	K ¹	K ²	L ¹	L ²
MCA - 1	870	870	3025	882	2355	2580	325	250	770	894	894	135	135
MCA - 2	1210	1210	3440	1222	2645	2905	450	340	1110	1234	1234	155	155
MCA - 3	1550	1550	3835	1562	2940	3240	550	400	1450	1574	1574	175	175
MCA - 4	1890	1890	4360	1902	3240	3590	775	575	1790	1914	1914	175	175
MCA - 5	2230	2230	4825	2242	3530	3930	950	700	2130	2254	2254	205	205
MCA - 6	2230	2908	5360	2250	4060	4465	955	700	2788	2168	2988	150	250
MCA - 7	2230	3588	5985	2250	4685	5090	955	700	3468	2148	3656	150	250

Pressure drop

The diagram applies to gases of density 1,2 kg/m³.



Dust Expulsion

The cyclone unit's dust outlet can be connected to:

- A rotary valve unit, for transport into a screw conveyor or pneumatic transport system
- A dust damper, fitting with dust container according to SMS-1578. Volume 100 l.

Accessories

Dust damper

Dust container, Volume 100 l

Rotary valve unit